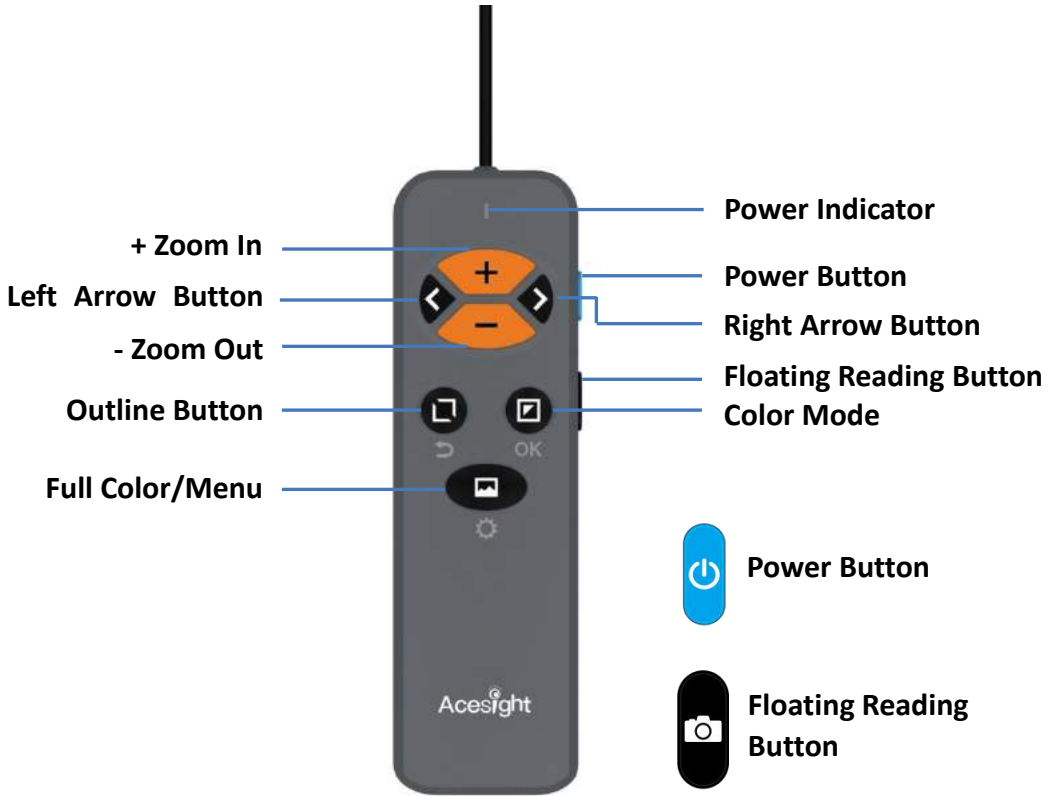












Acesight














Quick Guide







V 1.2



Basic Function	Instruction
Turn On/ Off	Press Power Button  for 2 seconds.
Zoom In	Press Zoom In Button  .
Zoom Out	Press Zoom Out Button  .
Color Mode	Press Color Mode Button  to circle through color modes.
Outline	Press Outline Button  .
Adjust Thickness of Outlines/ Adjust Contrast of High Contrast Colors	Press Arrow Buttons   .
Swift Restoration to Full Color	Press Full Color/Menu Button  .
Lock/unlock the Controller	Press the Zoom In and Zoom Out Button   simultaneously.

Advanced Function		Instruction
Favorite Color Mode		To enter/exit favorite color mode, long press the Color Mode Button  for 2 seconds.
Floating Reading Mode	Step 1: Enter Preview	Short press the Floating Reading Button  .
	Step 2: Enter Floating Reading Mode	Press the Floating Reading Button  again to enter Floating Reading Mode.
	Step 3: See with Floating Reading Mode & Exit	Move your head to see different part of the frozen view. To exit, press Floating Reading Button  .

Advanced Function		Instruction
Narrow Display (Activate it in Menu before using)	Zoom the view in/out in Narrow Display	<p>Press Mode Button  and</p> <p>Zoom In Button  or Zoom</p> <p>Out Button </p> <p>simultaneously to zoom in or zoom out.</p>
	Change the Display Position	<p>Press Outline Button  for 3 seconds to activate. Press Color</p> <p>Mode Button  to save new display position, or Outline Button</p> <p> to discard.</p>
Lock/Release Focus		<p>Press Arrow Buttons  simultaneously.</p>

Advanced Function		Instruction
Find Function		<p>Long press Floating Reading Button  for 2 seconds to activate Find Function, keep pressing and holding to use the Function. Release the button to exit.</p>
Menu	Enter/Exit Menu	<p>Press Full Color/Menu Button  for 3 seconds to enter Menu. Short press it again to exit.</p>
	Enter/Exit Options	<p>Press Mode Button  to enter select options. Press Outline Button  to exit.</p>
	Switch Options	<p>Press Arrow Buttons   to switch options.</p>